

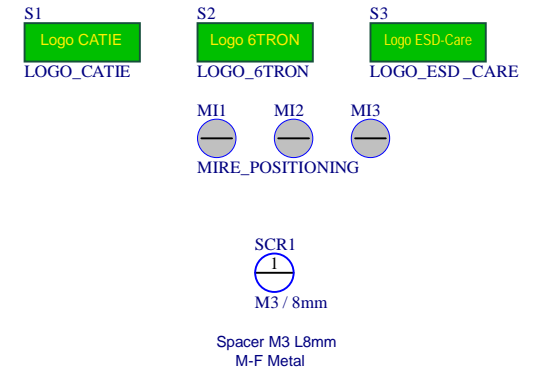
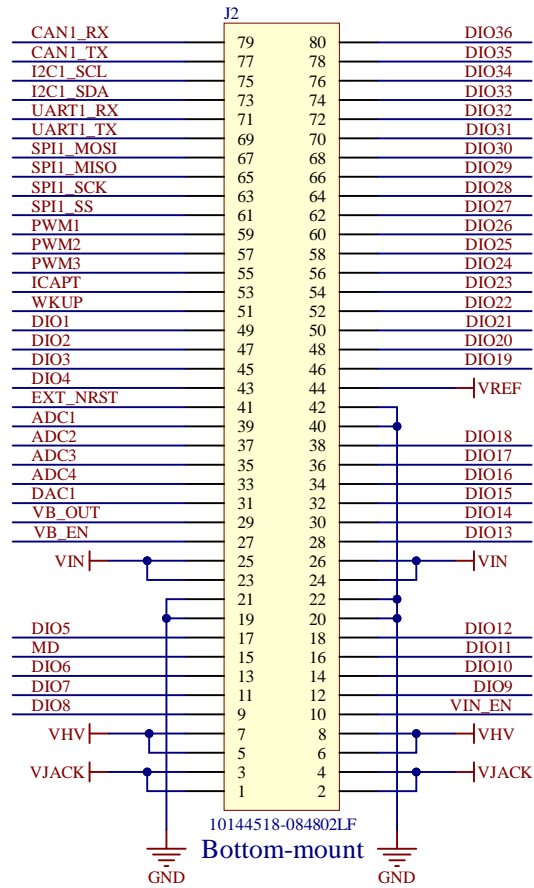



Title: <i>Block Diagram</i>	Version: <i>1.1.0</i>	
Board: <i>Zest_Sensor_P-TRH</i>	Size: <i>A4</i>	
Project: <i>6TRON</i>	Sheet: <i>1 of 3</i>	
Author: <i>SGA</i>	Date modified: <i>31/07/2024</i>	



Signal	R4	R5	R6	Pin
FAN_CTRL	X			PWM1
		X*		DIO3
			X	OVERTEMP (U4)

Signal	R12	R13	Pin
1_Wire	X*		DIO2
		X	DIO6

* : By default

Title: <i>Interconnect</i>	Version: <i>1.1.0</i>	
Board: <i>Zest_Sensor_P-TRH</i>	Size: <i>A4</i>	
Project: <i>6TRON</i>	Sheet: <i>2 of 3</i>	
Author: <i>SGA</i>	Date modified: <i>27/06/2023</i>	

A

B

C

D

