

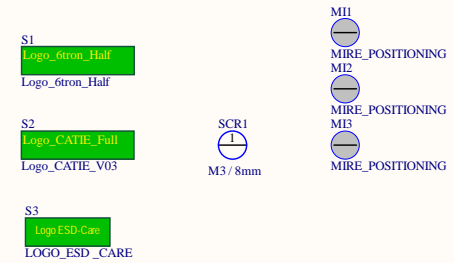




Title: <i>Block Diagram</i>	Version: <i>1.2.0</i>	
Board: <i>Zest_Radio_Heracles224G</i>	Size: <i>A4</i>	
Project: <i>6TRON</i>	Sheet: <i>1 of 3</i>	
Author: <i>SGA</i>	Date modified: <i>10/02/2021</i>	



	R17	R18	
Tx	X	X	UART1_RX
	X		DIO12

	R19	R20	
Rx	X	X	UART1_TX
	X		DIO18

	R2	R3	R4	
PWRKEY	X			DIO1
		X		DIO2
			X	DIO4

	R10	R13	R16	
RESET	X			DIO3
		X		DIO11
			X	DIO13

3.3V - Buck DCDC converter

